

Acerbis Italian Round, 2-4 May 2025

Results Tissot Superpole Race

Laps 10 = 37,680 Km - Time of Race 14'47.489 - Avg. 152,845 km/h

1 / 2

Pos	Grid	No. Rider	Nat	Team	Bike	Class	LL	Gap	Rel.	Fastest Lap	Speed	Qualifying	Speed
1	1	11 N. BULEGA	ITA	Aruba.it Racing - Ducati	Ducati Panigale V4R		10			1'27.980	308,6	1'27.866	310,3
2	3	1 T. RAZGATLIOGLU	TUR	ROKIT BMW Motorrad WorldSBK Team	BMW M1000RR		10	1.456	1.456	1'28.171	309,5	1'28.159	310,3
3	4	19 A. BAUTISTA	ESP	Aruba.it Racing - Ducati	Ducati Panigale V4R		10	6.060	4.604	1'28.699	307,7	1'28.369	307,7
4	2	14 S. LOWES	GBR	ELF Marc VDS Racing Team	Ducati Panigale V4R	IND	10	7.154	1.094	1'28.750	305,1	1'28.081	307,7
5	5	97 X. VIERGE	ESP	Honda HRC	Honda CBR1000 RR-R		10	10.838	3.684	1'28.970	304,2	1'28.495	302,5
6	13	9 D. PETRUCCI	ITA	Barni Spark Racing Team	Ducati Panigale V4R	IND	10	11.328	0.490	1'29.201	308,6	1'28.787	310,3
7	8	55 A. LOCATELLI	ITA	Pata Maxus Yamaha	Yamaha YZF R1		10	12.627	1.299	1'29.066	300,0	1'28.560	300,8
8	6	29 A. IANNONE	ITA	Team Pata Go Eleven	Ducati Panigale V4R	IND	10	12.864	0.237	1'28.742	303,4	1'28.531	306,8
9	10	60 M. VAN DER MARK	NED	ROKIT BMW Motorrad WorldSBK Team	BMW M1000RR		10	13.362	0.498	1'29.132	305,1	1'28.585	305,1
10	7	87 R. GARDNER	AUS	GYTR GRT Yamaha WorldSBK Team	Yamaha YZF R1		10	14.290	0.928	1'29.303	302,5	1'28.559	305,1
11	11	45 S. REDDING	GBR	MGM BONOVO Racing	Ducati Panigale V4R	IND	10	14.742	0.452	1'29.105	305,1	1'28.644	307,7
12	16	22 A. LOWES	GBR	bimota by Kawasaki Racing Team	bimota KB998 Rimini		10	14.952	0.210	1'29.357	300,8	1'29.018	301,7
13	14	77 D. AEGERTER	SUI	GYTR GRT Yamaha WorldSBK Team	Yamaha YZF R1		10	16.165	1.213	1'29.590	302,5	1'28.836	304,2
14	15	5 Y. MONTELLA	ITA	Barni Spark Racing Team	Ducati Panigale V4R	IND	10	17.208	1.043	1'29.478	304,2	1'28.941	305,1
15	18	31 G. GERLOFF	USA	Kawasaki WorldSBK Team	Kawasaki ZX-10RR		10	17.507	0.299	1'29.438	302,5	1'29.070	304,2
16	17	65 J. REA	GBR	Pata Maxus Yamaha	Yamaha YZF R1		10	19.242	1.735	1'29.532	303,4	1'29.054	302,5
17	20	17 R. VICKERS	GBR	Motocorsa Racing	Ducati Panigale V4R	IND	10	19.471	0.229	1'29.729	298,3	1'29.408	305,1
18	12	47 A. BASSANI	ITA	bimota by Kawasaki Racing Team	bimota KB998 Rimini		10	19.849	0.378	1'29.779	306,8	1'28.760	304,2
19	19	99 B. SOFUOGLU	TUR	Yamaha Motoxrcing WorldSBK Team	Yamaha YZF R1	IND	10	20.904	1.055	1'29.937	301,7	1'29.306	303,4
20	21	53 T. RABAT	ESP	Yamaha Motoxrcing WorldSBK Team	Yamaha YZF R1	IND	10	25.885	4.981	1'30.295	300,0	1'29.425	300,0
21	23	16 G. RUIJU	ITA	Bmax	Ducati Panigale V4R	IND	10	34.146	8.261	1'30.927	296,7	1'30.061	300,0
22	24	21 Z. ZAIDI	MAS	PETRONAS MIE Honda Racing Team	Honda CBR1000 RR-R	IND	10	38.914	4.768	1'31.706	299,2	1'31.967	299,2
----- Not Classified -----													
RET	9	7 I. LECUONA	ESP	Honda HRC	Honda CBR1000 RR-R		8	2 Laps		1'28.989	305,9	1'28.564	306,8
RET	22	95 T. MACKENZIE	GBR	PETRONAS MIE Honda Racing Team	Honda CBR1000 RR-R	IND	7	3 Laps		1'30.305	295,1	1'29.878	298,3

AIR	Humidity:	50%	Temp:	23°C
TRACK	Condition:	Dry	Temp:	35°C

Records	Pole [SP]	2025	N.Bulega	1'27.866	154,381 Km/h
	Race [SPRC]	2024	D.Petrucci	1'28.289	153,641 Km/h
	All Times [SP]	2025	N.Bulega	1'27.866	154,381 Km/h
Race Fastest Lap	[New Record]	Lap 4	N.Bulega	1'27.980	154,180 Km/h

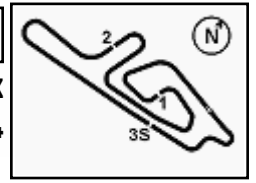
LAP LEADERS				
No. Rider	From	To	Laps	Total
11 N. BULEGA	1	10	10	10

TOTAL LEADER LAPS	
No. Rider	Laps
11 N. BULEGA	124
1 T. RAZGATLIOGLU	38
19 A. BAUTISTA	7
55 A. LOCATELLI	5
17 R. VICKERS	1
22 A. LOWES	1

04/05/2025 Start End The results are provisional until the end of the time limit for protests and appeals and the completion of the technical checks.

These data/results cannot be reproduced, stored and/or transmitted in whole or in part by any manner of electronic, mechanical, photocopying, recording, broadcasting or otherwise now known or herein after developed without the previous express consent by the copyright owner, except for reproduction in daily press and regular printed publications on sale to the public within 60 days of the event related to those data/results and always provided that copyright symbol appears together as follows below.

© DORNA WSBK ORGANIZATION Srl 2025



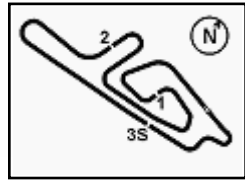
Race Highlights

Time	No. Rider	Description
10.02.56		Official Ambient Air Temperature 21.9°C - Humidity 55% - Atmospheric Pressure 100.95kPa - Fuel Flow Limit 47.1kg/h
10.45.00		Sighting Lap Started
10.57.56		Warm Up Lap Started
11.00.11		Start of Session
11.04.30	29 A. IANNONE	#29 2X Long Lap Penalty - Jump Start
11.05.27	29 A. IANNONE	#29 1 of 2X Long Lap Penalty Completed
11.07.01	29 A. IANNONE	#29 2 of 2X Long Lap Penalty Completed
11.11.53	95 T. MACKENZIE	#95 Crashed - Turn 9
11.12.28	7 I. LECUONA	#7 Crashed - Turn 2
11.13.09	95 T. MACKENZIE	#95 Not Actively Competing
11.13.56	7 I. LECUONA	#7 Not Actively Competing
11.16.40		Podium Confirmed
11.18.04		End of Session

04/05/2025 11:00 11:18 The results are provisional until the end of the time limit for protests and appeals and the completion of the technical checks.

These data/results cannot be reproduced, stored and/or transmitted in whole or in part by any manner of electronic, mechanical, photocopying, recording, broadcasting or otherwise now known or herein after developed without the previous express consent by the copyright owner, except for reproduction in daily press and regular printed publications on sale to the public within 60 days of the event related to those data/results and always provided that copyright symbol appears together as follows below.

© DORNA WSBK ORGANIZATION Srl 2025



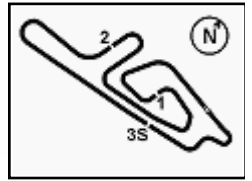
Acerbis Italian Round, 2-4 May 2025 Riders Standings

	Points	Points From First	Points From Previous	February 23 PHILLIP ISLAND	March 23 PORTIMAO	April 13 ASSEN	May 4 CREMONA	May 18 MOST	June 15 MISANO	July 13 DONINGTON	July 27 BALATON	September 7 MAGNY-COURS	September 28 ARAGON	October 12 ESTORIL	October 19 JEREZ			
1 BULEGA Nicolo (ITA)	173			25 25 12	20 20 9	25	25 12											
2 RAZGATLIOGLU Toprak (TUR)	144	29		20	25 25 12	13 8 12	20 9											
3 LOCATELLI Andrea (ITA)	110	63	34	9 9 4	16 13 5	20 25 6	3											
4 BAUTISTA Alvaro (ESP)	109	64	1	16 20 7	16 7	20 7	16 7											
5 PETRUCCI Danilo (ITA)	94	79	15	13 11 7	13 10 6	16 5 9	9 4											
6 IANNONE Andrea (ITA)	66	107	28	10 16 9	9	7	13 2											
7 LOWES Sam (GBR)	62	111	4	6 10 5	5 4	13 9	4 6											
8 VIERGE Xavi (ESP)	53	120	9	5 5 2	11	10 4 11	5											
9 BASSANI Axel (ITA)	48	125	5	7 6 1	7 9	11	7											
10 REDDING Scott (GBR)	47	126	1	11 13 6	1	6 4	6											
11 VAN DER MARK Michael (NED)	47	126	0	2	10 11 3	7 5	8 1											
12 GARDNER Remy (AUS)	43	130	4		6	8 16 3	10											
13 AEGERTER Dominique (SUI)	41	132	2	4 4	8 7	9 6 3												
14 LOWES Alex (GBR)	39	134	2	8 8 3		5 10 5												
15 LECUONA Iker (ESP)	34	139	5		5 8 1	11 9												
16 MONTELLA Yari (ITA)	22	151	12	7 2	6	3 2	2											
17 GERLOFF Garrett (USA)	15	158	7	3	4 4	3	1											
18 MACKENZIE Tarran (GBR)	9	164	6		2	4 2 1												
19 SOFUOGLU Bahattin (TUR)	8	165	1	1	3 3	1												
20 VICKERS Ryan (GBR)	7	166	1	3 1	2	1												
21 RABAT Tito (ESP)	3	170	4		1	2												
22 NAGASHIMA Tetsuta (JPN)	2	171	1	2														

04/05/2025 First Line: Race 1 & 2 - Second Line: Tissot Superpole Race

These data/results cannot be reproduced, stored and/or transmitted in whole or in part by any manner of electronic, mechanical, photocopying, recording, broadcasting or otherwise now known or herein after developed without the previous express consent by the copyright owner, except for reproduction in daily press and regular printed publications on sale to the public within 60 days of the event related to those data/results and always provided that copyright symbol appears together as follows below.

© DORNA WSBK ORGANIZATION Srl 2025



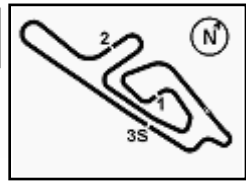
Acerbis Italian Round, 2-4 May 2025
Riders Standings

Points	Points From First	Points From Previous	Independent Riders														
			February 23 PHILLIP ISLAND	March 23 PORTIMAO	April 13 ASSEN	May 4 CREMONA	May 18 MOST	June 15 MISANO	July 13 DONINGTON	July 27 BALATON	September 7 MAGNY-COURS	September 28 ARAGON	October 12 ESTORIL	October 19 JEREZ			
1	PETRUCCI Danilo (ITA)	94	13 11 7	13 10 6	16 5 9												
2	IANNONE Andrea (ITA)	66 28	10 16 9	9	7 13 2												
3	LOWES Sam (GBR)	62 32 4	6 10 5	5 4	13 4 9 6												
4	REDDING Scott (GBR)	47 47 15	11 13 6	1 4	6 6 4												
5	MONTELLA Yari (ITA)	22 72 25	7 2	6	3 2 2												
6	MACKENZIE Tarran (GBR)	9 85 13		2	4 2 1												
7	SOFUOGLU Bahattin (TUR)	8 86 1	1	3 3	1												
8	VICKERS Ryan (GBR)	7 87 1	3 1	2	1												
9	RABAT Tito (ESP)	3 91 4		1	2												

04/05/2025 First Line: Race 1 & 2 - Second Line: Tissot Superpole Race

These data/results cannot be reproduced, stored and/or transmitted in whole or in part by any manner of electronic, mechanical, photocopying, recording, broadcasting or otherwise now known or herein after developed without the previous express consent by the copyright owner, except for reproduction in daily press and regular printed publications on sale to the public within 60 days of the event related to those data/results and always provided that copyright symbol appears together as follows below.

© DORNA WSBK ORGANIZATION Srl 2025



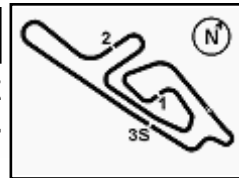
Acerbis Italian Round, 2-4 May 2025
Manufacturers Standings

	Points	Points From First	Points From Previous	February 23 PHILLIP ISLAND		March 23 PORTIMAO		April 13 ASSEN		May 4 CREMONA	May 18 MOST	June 15 MISANO	July 13 DONINGTON	July 27 BALATON	September 7 MAGNY-COURS	September 28 ARAGON	October 12 ESTORIL	October 19 JEREZ				
				25	25	20	20	25	20	25												
1	202			12	12	9	9	9	12													
2	146	56		2	2	12	12	8	9													
3	120	82	26	4	4	5	5	6	3													
4	68	134	52	5	5	2	2	1	5													
5	58	144	10	3	3	7	7	11	7													
6	15	187	43	3	3	4	4	3	1													

04/05/2025 First Line: Race 1 & 2 - Second Line: Tissot Superpole Race

These data/results cannot be reproduced, stored and/or transmitted in whole or in part by any manner of electronic, mechanical, photocopying, recording, broadcasting or otherwise now known or herein after developed without the previous express consent by the copyright owner, except for reproduction in daily press and regular printed publications on sale to the public within 60 days of the event related to those data/results and always provided that copyright symbol appears together as follows below.

© DORNA WSBK ORGANIZATION Srl 2025



Acerbis Italian Round, 2-4 May 2025

Teams Standings

	February 23 PHILLIP ISLAND	March 23 PORTIMAO	April 13 ASSEN	May 4 CREMONA	May 18 MOST	June 15 MISANO	July 13 DONINGTON	July 27 BALATON	September 7 MAGNY-COURS	September 28 ARAGON	October 12 ESTORIL	October 19 JEREZ							
1 Aruba.it Racing - Ducati	282																		
BULEGA Nicola	173	25 12	25 9	20 20	25	25 12													
BAUTISTA Alvaro	109	16 20	16 7	20 7	16 7														
2 ROKIT BMW Motorrad WorldSBK Team	191 [-91]																		
RAZGATLIOGLU Toprak	144	20	25 12	25 12	13 8	20 9													
VAN DER MARK Michael	47	2	10 3	11 5	7 5	8 1													
3 Barni Spark Racing Team	116 [-166]																		
PETRUCCI Danilo	94	13 7	11 6	13 10	16 5	9 4													
MONTELLA Yari	22	7 2	6	3 2															
4 Pata Maxus Yamaha	110 [-172]																		
LOCATELLI Andrea	110	9 4	9 5	16 13	20 6	25 3													
5 Honda HRC	89 [-193]																		
VIERGE Xavi	53	5 5	11 2	10 4	4 11														
LECUONA Iker	34		5 1	8 1	11 9														
NAGASHIMA Tetsuta	2	2																	
6 bimota by Kawasaki Racing Team	87 [-195]																		
BASSANI Axel	48	7 1	6 9	7 9	11 7														
LOWES Alex	39	8 3	8 3		5 10	5													
7 GYTR GRT Yamaha WorldSBK Team	84 [-198]																		
GARDNER Remy	43		6	8 3	16 10														
AEGERTER Dominique	41	4 4	8 7	9 6	3														
8 Team Pata Go Eleven	66 [-216]																		
IANNONE Andrea	66	10 9	16 9	9	7 13	2													
9 ELF Marc VDS Racing Team	62 [-220]																		
LOWES Sam	62	6 5	10 4	5 4	13 9	4 6													
10 MGM BONDOVO Racing	47 [-235]																		
REDDING Scott	47	11 6	13 6	1	6 4	6													
11 Kawasaki WorldSBK Team	15 [-267]																		
GERLOFF Garrett	15		3 4	4 4	3 3	1													
12 Yamaha Motoxrcing WorldSBK Team	11 [-271]																		
SOFUOGLU Bahattin	8	1	3 3	3	1														
RABAT Tito	3		1	2															

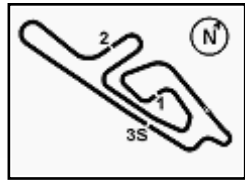
04/05/2025

These data/results cannot be reproduced, stored and/or transmitted in whole or in part by any manner of electronic, mechanical, photocopying, recording, broadcasting or otherwise now known or herein after developed without the previous express consent by the copyright owner, except for reproduction in daily press and regular printed publications on sale to the public within 60 days of the event related to those data/results and always provided that copyright symbol appears together as follows below.

© DORNA WSBK ORGANIZATION Srl 2025

FICR PERUGIA TIMING





Acerbis Italian Round, 2-4 May 2025

Teams Standings

	February 23 PHILLIP ISLAND	March 23 PORTIMAO	April 13 ASSEN	May 4 CREMONA	May 18 MOST	June 15 MISANO	July 13 DONINGTON	July 27 BALATON	September 7 MAGNY-COURS	September 28 ARAGON	October 12 ESTORIL	October 19 JEREZ		
13 PETRONAS MIE Honda Racing Team	9 [-273]													
MACKENZIE Tarran	9	2	4 1	2										
14 Motocorsa Racing	7 [-275]													
VICKERS Ryan	7	3 1	2	1										

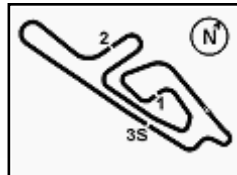
04/05/2025

These data/results cannot be reproduced, stored and/or transmitted in whole or in part by any manner of electronic, mechanical, photocopying, recording, broadcasting or otherwise now known or herein after developed without the previous express consent by the copyright owner, except for reproduction in daily press and regular printed publications on sale to the public within 60 days of the event related to those data/results and always provided that copyright symbol appears together as follows below.

© DORNA WSBK ORGANIZATION Srl 2025

FICR PERUGIA TIMING





Acerbis Italian Round, 2-4 May 2025

Teams Standings

	February 23 PHILLIP ISLAND	March 23 PORTIMAO	April 13 ASSEN	May 4 CREMONA	May 18 MOST	June 15 MISANO	July 13 DONINGTON	July 27 BALATON	September 7 MAGNY-COURS	September 28 ARAGON	October 12 ESTORIL	October 19 JEREZ			
Referent Teams															
1 Aruba.it Racing - Ducati	282														
BULEGA Nicolo	173	25 12	25 9	20 20	25	25 12									
BAUTISTA Alvaro	109	16	20	16	7	20 16	7								
2 ROKIT BMW Motorrad WorldSBK Team	191 [-91]														
RAZGATLIOGLU Toprak	144	20	25 12	25 12	13 8	20 9									
VAN DER MARK Michael	47	2	10 3	11 3	7 5	8 1									
3 Pata Maxus Yamaha	110 [-172]														
LOCATELLI Andrea	110	9 4	9	16 5	13	20 25	6	3							
4 Honda HRC	89 [-193]														
VIERGE Xavi	53	5	5	11 2	10	4	11 5								
LECUONA Iker	34			5 1	8	11	9								
NAGASHIMA Tetsuta	2	2													
5 bimota by Kawasaki Racing Team	87 [-195]														
BASSANI Axel	48	7 1	6	7	9	11	7								
LOWES Alex	39	8 3	8			5	10	5							
6 GYTR GRT Yamaha WorldSBK Team	84 [-198]														
GARDNER Remy	43			6		8 3	16	10							
AEGERTER Dominique	41	4	4	8	7	9	6	3							
7 Kawasaki WorldSBK Team	15 [-267]														
GERLOFF Garrett	15		3	4	4	3		1							

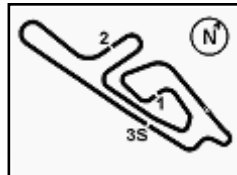
04/05/2025

These data/results cannot be reproduced, stored and/or transmitted in whole or in part by any manner of electronic, mechanical, photocopying, recording, broadcasting or otherwise now known or herein after developed without the previous express consent by the copyright owner, except for reproduction in daily press and regular printed publications on sale to the public within 60 days of the event related to those data/results and always provided that copyright symbol appears together as follows below.

© DORNA WSBK ORGANIZATION Srl 2025

FICR PERUGIA TIMING





Acerbis Italian Round, 2-4 May 2025

Teams Standings

	February 23 PHILLIP ISLAND	March 23 PORTIMAO	April 13 ASSEN	May 4 CREMONA	May 18 MOST	June 15 MISANO	July 13 DONINGTON	July 27 BALATON	September 7 MAGNY-COURS	September 28 ARAGON	October 12 ESTORIL	October 19 JEREZ						
Independent Teams																		
1 Barni Spark Racing Team	116																	
PETRUCCI Danilo	94	13 7	11 13	10 6	16	5	9	4										
MONTELLA Yari	22	2	7	6	3	2												
2 Team Pata Go Eleven	66 [-50]																	
IANNONE Andrea	66	10 9	16	9	7	13	2											
3 ELF Marc VDS Racing Team	62 [-54]																	
LOWES Sam	62	6 5	10	5	13	9	4	6										
4 MGM BONOVO Racing	47 [-69]																	
REDDING Scott	47	11 6	13	1	6	4	6											
5 Yamaha Motoxrcing WorldSBK Team	11 [-105]																	
SOFUOGLU Bahattin	8	1	3	3	1													
RABAT Tito	3		1	2														
6 PETRONAS MIE Honda Racing Team	9 [-107]																	
MACKENZIE Tarran	9		2	4	2	1												
7 Motocorsa Racing	7 [-109]																	
VICKERS Ryan	7	3	1	2	1													

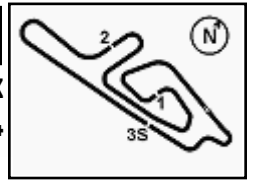
04/05/2025

These data/results cannot be reproduced, stored and/or transmitted in whole or in part by any manner of electronic, mechanical, photocopying, recording, broadcasting or otherwise now known or herein after developed without the previous express consent by the copyright owner, except for reproduction in daily press and regular printed publications on sale to the public within 60 days of the event related to those data/results and always provided that copyright symbol appears together as follows below.

© DORNA WSBK ORGANIZATION Srl 2025

FICR PERUGIA TIMING





Acerbis Italian Round, 2-4 May 2025
Tissot Superpole Award

	Points	Points From First	Points From Previous	February 23		March 23		April 13		May 4		May 18		June 15		July 13		July 27		September 7		September 28		October 12		October 19					
				PHILLIP ISLAND	PHILLIP ISLAND	PORTIMAO	PORTIMAO	ASSEN	ASSEN	CREMONA	CREMONA	MOST	MOST	MISANO	MISANO	DONINGTON	DONINGTON	BALATON	BALATON	MAGNY-COURS	MAGNY-COURS	ARAGON	ARAGON	ESTORIL	ESTORIL	JEREZ	JEREZ				
1	BULEGA Nicolo (ITA)	75		12	12	9	9	9		12	12																				
2	RAZGATLIOGLU Toprak (TUR)	68	7	9		12	12	7	12	7	9																				
3	LOWES Sam (GBR)	50	25 18	5		5	4	12	9	9	6																				
4	BAUTISTA Alvaro (ESP)	39	36 11	6		1	7	5	7	6	7																				
5	PETRUCCI Danilo (ITA)	32	43 7	5	7	7	6	3		4																					
6	LOCATELLI Andrea (ITA)	32	43 0	2	4	6	5	4	6	2	3																				
7	IANNONE Andrea (ITA)	22	53 10	7	9					4	2																				
8	VIERGE Xavi (ESP)	16	59 6			4	2			5	5																				
9	VAN DER MARK Michael (NED)	15	60 1	3		3	3	5		1																					
10	REDDING Scott (GBR)	14	61 1	4	6			4																							
11	GARDNER Remy (AUS)	9	66 5	1				2	3	3																					
12	BASSANI Axel (ITA)	7	68 2	1				6																							
13	MONTELLA Yari (ITA)	4	71 3	2				2																							
14	LOWES Alex (GBR)	4	71 0	3				1																							
15	AEGERTER Dominique (SUI)	2	73 2			2																									
16	LECUONA Iker (ESP)	2	73 0				1			1																					
17	MACKENZIE Tarran (GBR)	1	74 1					1																							

04/05/2025 Odd points columns: Tissot Superpole Even points columns: Tissot Superpole Race

These data/results cannot be reproduced, stored and/or transmitted in whole or in part by any manner of electronic, mechanical, photocopying, recording, broadcasting or otherwise now known or herein after developed without the previous express consent by the copyright owner, except for reproduction in daily press and regular printed publications on sale to the public within 60 days of the event related to those data/results and always provided that copyright symbol appears together as follows below.

© DORNA WSBK ORGANIZATION Srl 2025



Cremona Circuit 3.768 m

Acerbis Italian Round, 2-4 May 2025

Best Sectors & Speed Tisot Superpole Race

RESULTS

Pos	Rank	Name	Team	Laps
1	11	N. BULEGA	Ducati Panigale V4R	10
2	1	T. RAZGATLIOGLU	BMW M1000RR	1.456
3	19	A. BAUTISTA	Ducati Panigale V4R	6.060
4	14	S. LOWES	Ducati Panigale V4R	7.154
5	97	X. VIERGE	Honda CBR1000 RR-R	10.838
6	9	D. PETRUCCI	Ducati Panigale V4R	11.328
7	55	A. LOCATELLI	Yamaha YZF R1	12.627
8	29	A. IANNONE	Ducati Panigale V4R	12.864
9	60	M. VAN DER MARK	BMW M1000RR	13.362
10	87	R. GARDNER	Yamaha YZF R1	14.290
11	45	S. REDDING	Ducati Panigale V4R	14.742
12	22	A. LOWES	bimota KB998 Rimini	14.952
13	77	D. AEGERTER	Yamaha YZF R1	16.165
14	5	Y. MONTELLA	Ducati Panigale V4R	17.208
15	31	G. GERLOFF	Kawasaki ZX-10RR	17.507
16	65	J. REA	Yamaha YZF R1	19.242
17	17	R. VICKERS	Ducati Panigale V4R	19.471
18	47	A. BASSANI	bimota KB998 Rimini	19.849
19	99	B. SOFUOGLU	Yamaha YZF R1	20.904
20	53	T. RABAT	Yamaha YZF R1	25.885
21	16	G. RUIU	Ducati Panigale V4R	34.146
22	21	Z. ZAIDI	Honda CBR1000 RR-R	38.914
RET	7	I. LECUONA	Honda CBR1000 RR-R	2 Laps
RET	95	T. MACKENZIE	Honda CBR1000 RR-R	3 Laps

SPEED

Pos	Rank	Name	Team	Speed
1	1	T. RAZGATLIOGLU	BMW M1000RR	309,5
2	11	N. BULEGA	Ducati Panigale V4R	308,6
3	9	D. PETRUCCI	Ducati Panigale V4R	308,6
4	19	A. BAUTISTA	Ducati Panigale V4R	307,7
5	47	A. BASSANI	bimota KB998 Rimini	306,8
6	7	I. LECUONA	Honda CBR1000 RR-R	305,9
7	60	M. VAN DER MARK	BMW M1000RR	305,1
8	45	S. REDDING	Ducati Panigale V4R	305,1
9	14	S. LOWES	Ducati Panigale V4R	305,1
10	5	Y. MONTELLA	Ducati Panigale V4R	304,2
11	97	X. VIERGE	Honda CBR1000 RR-R	304,2
12	65	J. REA	Yamaha YZF R1	303,4
13	29	A. IANNONE	Ducati Panigale V4R	303,4
14	87	R. GARDNER	Yamaha YZF R1	302,5
15	77	D. AEGERTER	Yamaha YZF R1	302,5
16	31	G. GERLOFF	Kawasaki ZX-10RR	302,5
17	99	B. SOFUOGLU	Yamaha YZF R1	301,7
18	22	A. LOWES	bimota KB998 Rimini	300,8
19	55	A. LOCATELLI	Yamaha YZF R1	300,0
20	53	T. RABAT	Yamaha YZF R1	300,0
21	21	Z. ZAIDI	Honda CBR1000 RR-R	299,2
22	17	R. VICKERS	Ducati Panigale V4R	298,3
23	16	G. RUIU	Ducati Panigale V4R	296,7
24	95	T. MACKENZIE	Honda CBR1000 RR-R	295,1

SEG. 1

1	11	N. BULEGA	16.456
2	1	T. RAZGATLIOGLU	16.527
3	14	S. LOWES	16.528
4	55	A. LOCATELLI	16.620
5	19	A. BAUTISTA	16.630
6	29	A. IANNONE	16.651
7	87	R. GARDNER	16.664
8	97	X. VIERGE	16.690
9	7	I. LECUONA	16.743
10	31	G. GERLOFF	16.762
11	60	M. VAN DER MARK	16.770
12	45	S. REDDING	16.780
13	22	A. LOWES	16.783
14	47	A. BASSANI	16.792
15	65	J. REA	16.804
16	17	R. VICKERS	16.809
17	9	D. PETRUCCI	16.824
18	5	Y. MONTELLA	16.858
19	77	D. AEGERTER	16.883
20	99	B. SOFUOGLU	16.883
21	95	T. MACKENZIE	16.926
22	53	T. RABAT	16.930
23	16	G. RUIU	17.093
24	21	Z. ZAIDI	17.320

SEG. 2

1	11	N. BULEGA	22.927
2	1	T. RAZGATLIOGLU	22.929
3	77	D. AEGERTER	23.015
4	97	X. VIERGE	23.030
5	7	I. LECUONA	23.041
6	60	M. VAN DER MARK	23.067
7	14	S. LOWES	23.073
8	19	A. BAUTISTA	23.074
9	22	A. LOWES	23.111
10	29	A. IANNONE	23.121
11	55	A. LOCATELLI	23.132
12	87	R. GARDNER	23.134
13	9	D. PETRUCCI	23.138
14	65	J. REA	23.140
15	31	G. GERLOFF	23.141
16	47	A. BASSANI	23.156
17	45	S. REDDING	23.162
18	99	B. SOFUOGLU	23.258
19	5	Y. MONTELLA	23.282
20	17	R. VICKERS	23.320
21	53	T. RABAT	23.352
22	95	T. MACKENZIE	23.382
23	21	Z. ZAIDI	23.491
24	16	G. RUIU	23.550

SEG. 3

1	11	N. BULEGA	26.811
2	1	T. RAZGATLIOGLU	26.919
3	19	A. BAUTISTA	27.034
4	9	D. PETRUCCI	27.049
5	14	S. LOWES	27.066
6	29	A. IANNONE	27.098
7	45	S. REDDING	27.206
8	7	I. LECUONA	27.241
9	22	A. LOWES	27.292
10	5	Y. MONTELLA	27.326
11	47	A. BASSANI	27.345
12	97	X. VIERGE	27.348
13	60	M. VAN DER MARK	27.349
14	55	A. LOCATELLI	27.361
15	31	G. GERLOFF	27.362
16	77	D. AEGERTER	27.365
17	87	R. GARDNER	27.405
18	17	R. VICKERS	27.456
19	65	J. REA	27.457
20	53	T. RABAT	27.508
21	99	B. SOFUOGLU	27.528
22	95	T. MACKENZIE	27.528
23	16	G. RUIU	27.756
24	21	Z. ZAIDI	28.125

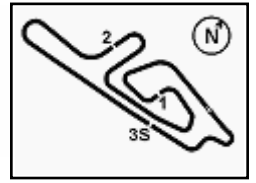
SEG. 4

1	11	N. BULEGA	21.661
2	1	T. RAZGATLIOGLU	21.663
3	29	A. IANNONE	21.741
4	19	A. BAUTISTA	21.827
5	97	X. VIERGE	21.828
6	14	S. LOWES	21.847
7	60	M. VAN DER MARK	21.886
8	5	Y. MONTELLA	21.908
9	22	A. LOWES	21.930
10	45	S. REDDING	21.931
11	55	A. LOCATELLI	21.932
12	7	I. LECUONA	21.941
13	31	G. GERLOFF	21.968
14	9	D. PETRUCCI	21.975
15	87	R. GARDNER	21.976
16	17	R. VICKERS	22.014
17	47	A. BASSANI	22.072
18	99	B. SOFUOGLU	22.095
19	77	D. AEGERTER	22.102
20	65	J. REA	22.131
21	95	T. MACKENZIE	22.223
22	53	T. RABAT	22.311
23	16	G. RUIU	22.386
24	21	Z. ZAIDI	22.652

04/05/2025

These data/results cannot be reproduced, stored and/or transmitted in whole or in part by any manner of electronic, mechanical, photocopying, recording, broadcasting or otherwise now known or herein after developed without the previous express consent by the copyright owner, except for reproduction in daily press and regular printed publications on sale to the public within 60 days of the event related to those data/results and always provided that copyright symbol appears together as follows below.

© DORNA WSBK ORGANIZATION Srl 2025



Cremona Circuit 3.768 m

Acerbis Italian Round, 2-4 May 2025
Lap Chart Tissot Superpole Race

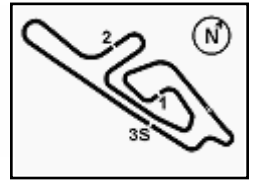
		Lap									
	1	2	3	4	5	6	7	8	9	10	
1	11	11	11	11	11	11	11	11	11	11	11
2	1	1	1	1	1	1	1	1	1	1	1
3	19	19	19	19	19	19	19	19	19	19	19
4	29	29	29	14	14	14	14	14	14	14	14
5	14	14	14	97	97	97	97	97	97	97	97
6	97	97	97	29	55	55	9	9	9	9	9
7	55	55	55	55	9	9	55	55	55	55	55
8	9	9	9	9	60	29	29	29	29	29	29
9	60	60	60	60	29	60	60	60	60	60	60
10	45	45	45	45	7	7	7	7	87	87	87
11	7	7	7	7	45	45	45	45	45	45	45
12	87	87	87	87	87	87	87	87	22	22	22
13	47	65	65	65	77	77	22	22	77	77	77
14	65	77	77	77	22	22	77	77	5	5	5
15	22	22	22	22	65	65	5	5	31	31	31
16	77	47	5	5	5	5	65	31	65	65	65
17	5	5	31	31	31	31	31	65	17	17	17
18	31	31	47	17	17	17	17	17	47	47	47
19	99	17	17	99	99	99	47	47	99	99	99
20	17	99	99	47	47	47	99	99	53	53	53
21	95	95	53	53	53	53	53	53	16	16	16
22	53	53	95	95	95	95	95	16	21	21	21
23	16	16	16	16	16	16	16	21			
24	21	21	21	21	21	21	21				

Final Result		
1	11 N. BULEGA	Laps 10
2	1 T. RAZGATLIOGLU	1.456
3	19 A. BAUTISTA	6.060
4	14 S. LOWES	7.154
5	97 X. VIERGE	10.838
6	9 D. PETRUCCI	11.328
7	55 A. LOCATELLI	12.627
8	29 A. IANNONE	12.864
9	60 M. VAN DER MARK	13.362
10	87 R. GARDNER	14.290
11	45 S. REDDING	14.742
12	22 A. LOWES	14.952
13	77 D. AEGERTER	16.165
14	5 Y. MONTELLA	17.208
15	31 G. GERLOFF	17.507
16	65 J. REA	19.242
17	17 R. VICKERS	19.471
18	47 A. BASSANI	19.849
19	99 B. SOFUOGLU	20.904
20	53 T. RABAT	25.885
21	16 G. RUIJU	34.146
22	21 Z. ZAIDI	38.914
RET	7 I. LECUONA	2 Laps
RET	95 T. MACKENZIE	3 Laps

04/05/2025

These data/results cannot be reproduced, stored and/or transmitted in whole or in part by any manner of electronic, mechanical, photocopying, recording, broadcasting or otherwise now known or herein after developed without the previous express consent by the copyright owner, except for reproduction in daily press and regular printed publications on sale to the public within 60 days of the event related to those data/results and always provided that copyright symbol appears together as follows below.

© DORNA WSBK ORGANIZATION Srl 2025



Acerbis Italian Round, 2-4 May 2025

Lap Chart Tissot Superpole Race

2 / 3

Lap 1	
1	11 N.Bulega 1'31.018
2	1 T.Razgatlioglu 0.097
3	19 A.Bautista 0.835
4	29 A.Iannone 1.208
5	14 S.Lowes 1.515
6	97 X.Vierge 2.039
7	55 A.Locatelli 2.901
8	9 D.Petrucci 3.318
9	60 M.van der Mark 3.383
10	45 S.Redding 3.418
11	7 I.Lecuona 3.529
12	87 R.Gardner 3.667
13	47 A.Bassani 3.768
14	65 J.Rea 3.864
15	22 A.Lowes 4.108
16	77 D.Aegerter 4.178
17	5 Y.Montella 4.323
18	31 G.Gerloff 4.626
19	99 B.Sofuoglu 5.023
20	17 R.Vickers 5.070
21	95 T.Mackenzie 5.394
22	53 T.Rabat 5.657
23	16 G.Ruiu 6.035
24	21 Z.Zaidi 7.043

21	53 T.Rabat 11.238
22	95 T.Mackenzie 11.272
23	16 G.Ruiu 11.694
24	21 Z.Zaidi 14.363

Lap 4	
1	11 N.Bulega 5'55.300
2	1 T.Razgatlioglu 0.686
3	19 A.Bautista 3.127
4	14 S.Lowes 3.662
5	97 X.Vierge 5.158
6	29 A.Iannone 5.808
7	55 A.Locatelli 6.275
8	9 D.Petrucci 6.762
9	60 M.van der Mark 6.956
10	45 S.Redding 7.325
11	7 I.Lecuona 7.503
12	87 R.Gardner 8.314
13	65 J.Rea 9.067
14	77 D.Aegerter 9.320
15	22 A.Lowes 9.616
16	5 Y.Montella 10.263
17	31 G.Gerloff 10.458
18	17 R.Vickers 11.494
19	99 B.Sofuoglu 12.034
20	47 A.Bassani 12.564
21	53 T.Rabat 13.553
22	95 T.Mackenzie 13.872
23	16 G.Ruiu 15.172
24	21 Z.Zaidi 18.089

16	5 Y.Montella 13.080
17	31 G.Gerloff 13.618
18	17 R.Vickers 14.888
19	99 B.Sofuoglu 15.496
20	47 A.Bassani 15.772
21	53 T.Rabat 17.677
22	95 T.Mackenzie 17.868
23	16 G.Ruiu 21.502
24	21 Z.Zaidi 25.483

Lap 7	
1	11 N.Bulega 10'20.633
2	1 T.Razgatlioglu 1.631
3	19 A.Bautista 5.356
4	14 S.Lowes 5.723
5	97 X.Vierge 8.397
6	9 D.Petrucci 9.513
7	55 A.Locatelli 9.628
8	29 A.Iannone 10.372
9	60 M.van der Mark 10.643
10	7 I.Lecuona 10.812
11	45 S.Redding 11.337
12	87 R.Gardner 11.837
13	22 A.Lowes 12.976
14	77 D.Aegerter 13.584
15	5 Y.Montella 14.406
16	65 J.Rea 14.657
17	31 G.Gerloff 14.775
18	17 R.Vickers 16.321
19	47 A.Bassani 16.949
20	99 B.Sofuoglu 17.051
21	53 T.Rabat 19.441
22	95 T.Mackenzie 19.571
23	16 G.Ruiu 24.854
24	21 Z.Zaidi 29.349

12	22 A.Lowes 14.035
13	77 D.Aegerter 15.280
14	5 Y.Montella 16.020
15	31 G.Gerloff 16.270
16	65 J.Rea 17.273
17	17 R.Vickers 18.185
18	47 A.Bassani 18.526
19	99 B.Sofuoglu 19.223
20	53 T.Rabat 22.663
21	16 G.Ruiu 30.720
22	21 Z.Zaidi 35.670

Lap 10	
1	11 N.Bulega 14'47.489
2	1 T.Razgatlioglu 1.456
3	19 A.Bautista 6.060
4	14 S.Lowes 7.154
5	97 X.Vierge 10.838
6	9 D.Petrucci 11.328
7	55 A.Locatelli 12.627
8	29 A.Iannone 12.864
9	60 M.van der Mark 13.362
10	87 R.Gardner 14.290
11	45 S.Redding 14.742
12	22 A.Lowes 14.952
13	77 D.Aegerter 16.165
14	5 Y.Montella 17.208
15	31 G.Gerloff 17.507
16	65 J.Rea 19.242
17	17 R.Vickers 19.471
18	47 A.Bassani 19.849
19	99 B.Sofuoglu 20.904
20	53 T.Rabat 25.885
21	16 G.Ruiu 34.146
22	21 Z.Zaidi 38.914

Lap 2	
1	11 N.Bulega 2'59.081
2	1 T.Razgatlioglu 0.205
3	19 A.Bautista 1.471
4	29 A.Iannone 2.021
5	14 S.Lowes 2.202
6	97 X.Vierge 2.946
7	55 A.Locatelli 3.904
8	9 D.Petrucci 4.456
9	60 M.van der Mark 4.774
10	45 S.Redding 4.970
11	7 I.Lecuona 5.357
12	87 R.Gardner 5.865
13	65 J.Rea 6.091
14	77 D.Aegerter 6.325
15	22 A.Lowes 6.611
16	47 A.Bassani 6.807
17	5 Y.Montella 6.846
18	31 G.Gerloff 7.117
19	17 R.Vickers 7.732
20	99 B.Sofuoglu 7.999
21	95 T.Mackenzie 8.234
22	53 T.Rabat 8.637
23	16 G.Ruiu 9.006
24	21 Z.Zaidi 10.874

Lap 5	
1	11 N.Bulega 7'23.549
2	1 T.Razgatlioglu 1.056
3	19 A.Bautista 3.986
4	14 S.Lowes 4.330
5	97 X.Vierge 6.263
6	55 A.Locatelli 7.449
7	9 D.Petrucci 7.893
8	60 M.van der Mark 8.158
9	29 A.Iannone 8.461
10	7 I.Lecuona 8.699
11	45 S.Redding 8.898
12	87 R.Gardner 9.439
13	77 D.Aegerter 10.771
14	22 A.Lowes 11.044
15	65 J.Rea 11.073
16	5 Y.Montella 11.717
17	31 G.Gerloff 12.152
18	17 R.Vickers 13.323
19	99 B.Sofuoglu 13.836
20	47 A.Bassani 14.108
21	53 T.Rabat 15.756
22	95 T.Mackenzie 16.022
23	16 G.Ruiu 18.304
24	21 Z.Zaidi 21.876

Lap 8	
1	11 N.Bulega 11'49.822
2	1 T.Razgatlioglu 1.330
3	19 A.Bautista 5.461
4	14 S.Lowes 6.012
5	97 X.Vierge 8.883
6	9 D.Petrucci 9.819
7	55 A.Locatelli 10.259
8	29 A.Iannone 11.078
9	60 M.van der Mark 11.566
10	7 I.Lecuona 11.679
11	45 S.Redding 12.099
12	87 R.Gardner 12.417
13	22 A.Lowes 13.253
14	77 D.Aegerter 14.174
15	5 Y.Montella 15.041
16	31 G.Gerloff 15.620
17	65 J.Rea 15.860
18	17 R.Vickers 16.972
19	47 A.Bassani 17.635
20	99 B.Sofuoglu 18.064
21	53 T.Rabat 20.912
22	16 G.Ruiu 27.747
23	21 Z.Zaidi 32.418

Lap 3	
1	11 N.Bulega 4'27.320
2	1 T.Razgatlioglu 0.308
3	19 A.Bautista 2.183
4	29 A.Iannone 2.524
5	14 S.Lowes 2.811
6	97 X.Vierge 3.707
7	55 A.Locatelli 4.972
8	9 D.Petrucci 5.487
9	60 M.van der Mark 5.667
10	45 S.Redding 5.836
11	7 I.Lecuona 6.107
12	87 R.Gardner 6.929
13	65 J.Rea 7.384
14	77 D.Aegerter 7.676
15	22 A.Lowes 8.239
16	5 Y.Montella 8.765
17	31 G.Gerloff 9.000
18	47 A.Bassani 9.291
19	17 R.Vickers 9.745
20	99 B.Sofuoglu 10.077

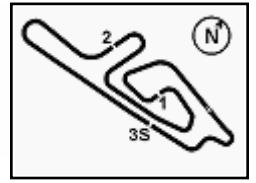
Lap 6	
1	11 N.Bulega 8'52.031
2	1 T.Razgatlioglu 1.297
3	19 A.Bautista 4.598
4	14 S.Lowes 5.012
5	97 X.Vierge 7.457
6	55 A.Locatelli 8.399
7	9 D.Petrucci 8.852
8	29 A.Iannone 9.144
9	60 M.van der Mark 9.491
10	7 I.Lecuona 9.818
11	45 S.Redding 10.245
12	87 R.Gardner 10.728
13	77 D.Aegerter 12.069
14	22 A.Lowes 12.135
15	65 J.Rea 12.981

Lap 9	
1	11 N.Bulega 13'18.746
2	1 T.Razgatlioglu 1.306
3	19 A.Bautista 5.744
4	14 S.Lowes 6.433
5	97 X.Vierge 9.751
6	9 D.Petrucci 10.375
7	55 A.Locatelli 11.148
8	29 A.Iannone 12.010
9	60 M.van der Mark 12.332
10	87 R.Gardner 13.295
11	45 S.Redding 13.506

04/05/2025

These data/results cannot be reproduced, stored and/or transmitted in whole or in part by any manner of electronic, mechanical, photocopying, recording, broadcasting or otherwise now known or herein after developed without the previous express consent by the copyright owner, except for reproduction in daily press and regular printed publications on sale to the public within 60 days of the event related to those data/results and always provided that copyright symbol appears together as follows below.

© DORNA WSBK ORGANIZATION Srl 2025



Race Pace Comparison

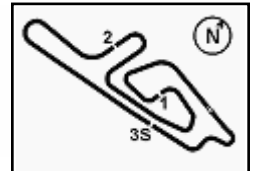
	11 Bul	1 Raz	19 Bau	14 SLo	97 Vie	9 Pet	55 Loc	29 Ian	60 vdM	87 Gar	45 Red	22 ALo	77 Aeg	5 Mon
1	1'31.018	1'31.115	1'31.853	1'32.533	1'33.057	1'34.336	1'33.919	1'32.226	1'34.401	1'34.685	1'34.436	1'35.126	1'35.196	1'35.341
2	1'28.063	1'28.171	1'28.699	1'28.750	1'28.970	1'29.201	1'29.066	1'28.876	1'29.454	1'30.261	1'29.615	1'30.566	1'30.210	1'30.586
3	1'28.239	1'28.342	1'28.951	1'28.848	1'29.000	1'29.270	1'29.307	1'28.742	1'29.132	1'29.303	1'29.105	1'29.867	1'29.590	1'30.158
4	1'27.980	1'28.358	1'28.924	1'28.831	1'29.431	1'29.255	1'29.283	1'31.264	1'29.269	1'29.365	1'29.469	1'29.357	1'29.624	1'29.478
5	1'28.249	1'28.619	1'29.108	1'28.917	1'29.354	1'29.380	1'29.423	1'30.902	1'29.451	1'29.374	1'29.822	1'29.677	1'29.700	1'29.703
6	1'28.482	1'28.723	1'29.094	1'29.164	1'29.676	1'29.441	1'29.432	1'29.165	1'29.815	1'29.771	1'29.829	1'29.573	1'29.780	1'29.845
7	1'28.602	1'28.936	1'29.360	1'29.313	1'29.542	1'29.263	1'29.831	1'29.830	1'29.754	1'29.711	1'29.694	1'29.443	1'30.117	1'29.928
8	1'29.189	1'28.888	1'29.294	1'29.478	1'29.675	1'29.495	1'29.820	1'29.895	1'30.112	1'29.769	1'29.951	1'29.466	1'29.779	1'29.824
9	1'28.924	1'28.900	1'29.207	1'29.345	1'29.792	1'29.480	1'29.813	1'29.856	1'29.690	1'29.802	1'30.331	1'29.706	1'30.030	1'29.903
10	1'28.743	1'28.893	1'29.059	1'29.464	1'29.830	1'29.696	1'30.222	1'29.597	1'29.773	1'29.738	1'29.979	1'29.660	1'29.628	1'29.931

	31 Ger	65 Rea	17 Vic	47 Bas	99 Sof	53 Rab	16 Rui	21 Zai	7 Lec	95 Mac
1	1'35.644	1'34.882	1'36.088	1'34.786	1'36.041	1'36.675	1'37.053	1'38.061	1'34.547	1'36.412
2	1'30.554	1'30.290	1'30.725	1'31.102	1'31.039	1'31.043	1'31.034	1'31.894	1'29.891	1'30.903
3	1'30.122	1'29.532	1'30.252	1'30.723	1'30.317	1'30.840	1'30.927	1'31.728	1'28.989	1'31.277
4	1'29.438	1'29.663	1'29.729	1'31.253	1'29.937	1'30.295	1'31.458	1'31.706	1'29.376	1'30.580
5	1'29.943	1'30.255	1'30.078	1'29.793	1'30.051	1'30.452	1'31.381	1'32.036	1'29.445	1'30.399
6	1'29.948	1'30.390	1'30.047	1'30.146	1'30.142	1'30.403	1'31.680	1'32.089	1'29.601	1'30.328
7	1'29.759	1'30.278	1'30.035	1'29.779	1'30.157	1'30.366	1'31.954	1'32.468	1'29.596	1'30.305
8	1'30.034	1'30.392	1'29.840	1'29.875	1'30.202	1'30.660	1'32.082	1'32.258	1'30.056	
9	1'29.574	1'30.337	1'30.137	1'29.815	1'30.083	1'30.675	1'31.897	1'32.176		
10	1'29.980	1'30.712	1'30.029	1'30.066	1'30.424	1'31.965	1'32.169	1'31.987		

04/05/2025

These data/results cannot be reproduced, stored and/or transmitted in whole or in part by any manner of electronic, mechanical, photocopying, recording, broadcasting or otherwise now known or herein after developed without the previous express consent by the copyright owner, except for reproduction in daily press and regular printed publications on sale to the public within 60 days of the event related to those data/results and always provided that copyright symbol appears together as follows below.

© DORNA WSBK ORGANIZATION Srl 2025



Cremona Circuit 3.768 m

Acerbis Italian Round, 2-4 May 2025
Chronological Analysis Tissot Superpole Race

Start at 11:00'06.746

1 / 3

1° 11 N. BULEGA [1'27.980]							
Lap	Seg1	Seg2	Seg3	Seg4	Lap Time	km/h	Local Time
1		23.091	26.908	21.880	1'31.018	306,8	11:01'37.764
2	16.456	22.943	26.811	21.853	1'28.063	306,8	11:03'05.827
3	16.576	22.973	26.942	21.748	1'28.239	308,6	11:04'34.066
4	16.540	22.927	26.852	21.661	1'27.980	308,6	11:06'02.046
5	16.632	22.967	26.897	21.753	1'28.249	306,8	11:07'30.295
6	16.606	23.115	27.076	21.685	1'28.482	307,7	11:08'58.777
7	16.647	23.112	27.082	21.761	1'28.602	307,7	11:10'27.379
8	16.832	23.218	27.154	21.985	1'29.189	307,7	11:11'56.568
9	16.736	23.217	27.104	21.867	1'28.924	306,8	11:13'25.492
10	16.612	23.095	27.182	21.854	1'28.743	307,7	11:14'54.235
Race Time 14'47.489							

6° 9 D. PETRUCCI [1'29.201]							
Lap	Seg1	Seg2	Seg3	Seg4	Lap Time	km/h	Local Time
1		23.826	27.215	22.230	1'34.336	296,7	11:01'41.082
2	16.926	23.222	27.049	22.004	1'29.201	304,2	11:03'10.283
3	16.824	23.236	27.173	22.037	1'29.270	300,8	11:04'39.553
4	16.869	23.143	27.236	22.007	1'29.255	308,6	11:06'08.808
5	16.880	23.138	27.246	22.116	1'29.380	305,9	11:07'38.188
6	16.881	23.281	27.304	21.975	1'29.441	306,8	11:09'07.629
7	16.850	23.185	27.233	21.995	1'29.263	304,2	11:10'36.892
8	16.864	23.241	27.285	22.105	1'29.495	305,9	11:12'06.387
9	16.893	23.292	27.260	22.035	1'29.480	307,7	11:13'35.867
10	16.867	23.287	27.379	22.163	1'29.696	304,2	11:15'05.563
Race Time 14'58.817							

2° 1 T. RAZGATLIOGLU [1'28.171]							
Lap	Seg1	Seg2	Seg3	Seg4	Lap Time	km/h	Local Time
1		23.192	26.919	21.720	1'31.115	305,1	11:01'37.861
2	16.559	22.929	26.923	21.760	1'28.171	307,7	11:03'06.032
3	16.527	23.074	26.943	21.798	1'28.342	309,5	11:04'34.374
4	16.637	23.044	27.014	21.663	1'28.358	307,7	11:06'02.732
5	16.685	23.049	27.126	21.759	1'28.619	307,7	11:07'31.351
6	16.708	23.110	27.145	21.760	1'28.723	305,9	11:09'00.074
7	16.696	23.200	27.149	21.891	1'28.936	306,8	11:10'29.010
8	16.723	23.081	27.208	21.876	1'28.888	307,7	11:11'57.898
9	16.730	23.251	27.095	21.824	1'28.900	307,7	11:13'26.798
10	16.805	23.057	27.218	21.813	1'28.893	307,7	11:14'55.691
Race Time 14'48.945							

7° 55 A. LOCATELLI [1'29.066]							
Lap	Seg1	Seg2	Seg3	Seg4	Lap Time	km/h	Local Time
1		23.325	27.465	22.303	1'33.919	277,6	11:01'40.665
2	16.620	23.132	27.361	21.953	1'29.066	296,7	11:03'09.731
3	16.656	23.216	27.466	21.969	1'29.307	299,2	11:04'39.038
4	16.686	23.239	27.426	21.932	1'29.283	295,9	11:06'08.321
5	16.785	23.237	27.444	21.957	1'29.423	300,0	11:07'37.744
6	16.759	23.237	27.477	21.959	1'29.432	300,0	11:09'07.176
7	16.813	23.266	27.572	22.180	1'29.831	295,1	11:10'37.007
8	16.903	23.251	27.586	22.080	1'29.820	295,9	11:12'06.827
9	16.819	23.311	27.602	22.081	1'29.813	291,9	11:13'36.640
10	16.853	23.418	27.745	22.206	1'30.222	294,3	11:15'06.862
Race Time 15'00.116							

3° 19 A. BAUTISTA [1'28.699]							
Lap	Seg1	Seg2	Seg3	Seg4	Lap Time	km/h	Local Time
1		23.372	27.034	21.911	1'31.853	303,4	11:01'38.599
2	16.630	23.074	27.080	21.915	1'28.699	305,1	11:03'07.298
3	16.776	23.112	27.172	21.891	1'28.951	304,2	11:04'36.249
4	16.751	23.149	27.197	21.827	1'28.924	304,2	11:06'05.173
5	16.745	23.178	27.246	21.939	1'29.108	303,4	11:07'34.281
6	16.732	23.185	27.286	21.891	1'29.094	302,5	11:09'03.375
7	16.930	23.222	27.318	21.890	1'29.360	304,2	11:10'32.735
8	16.819	23.339	27.265	21.871	1'29.294	305,9	11:12'02.029
9	16.908	23.271	27.156	21.872	1'29.207	303,4	11:13'31.236
10	16.807	23.216	27.167	21.869	1'29.059	307,7	11:15'00.295
Race Time 14'53.549							

8° 29 A. IANNONE [1'28.742]							
Lap	Seg1	Seg2	Seg3	Seg4	Lap Time	km/h	Local Time
1		23.373	27.180	21.844	1'32.226	296,7	11:01'38.972
2	16.651	23.121	27.175	21.929	1'28.876	294,3	11:03'07.848
3	16.682	23.221	27.098	21.741	1'28.742	302,5	11:04'36.590
4	16.870	23.376	29.099	21.919	1'31.264	300,8	11:06'07.854
5	16.802	23.355	28.878	21.867	1'30.902	297,5	11:07'38.756
6	16.788	23.135	27.356	21.886	1'29.165	303,4	11:09'07.921
7	17.109	23.250	27.400	22.071	1'29.830	295,9	11:10'37.751
8	17.103	23.228	27.431	22.133	1'29.895	293,5	11:12'07.646
9	17.022	23.222	27.492	22.120	1'29.856	289,5	11:13'37.502
10	16.963	23.160	27.384	22.090	1'29.597	289,5	11:15'07.099
Race Time 15'00.353							

4° 14 S. LOWES [1'28.750]							
Lap	Seg1	Seg2	Seg3	Seg4	Lap Time	km/h	Local Time
1		23.380	27.274	21.877	1'32.533	299,2	11:01'39.279
2	16.528	23.073	27.188	21.961	1'28.750	296,7	11:03'08.029
3	16.738	23.133	27.130	21.847	1'28.848	295,1	11:04'36.877
4	16.711	23.161	27.066	21.893	1'28.831	303,4	11:06'05.708
5	16.615	23.190	27.158	21.954	1'28.917	302,5	11:07'34.625
6	16.798	23.206	27.235	21.925	1'29.164	299,2	11:09'03.789
7	16.867	23.186	27.358	21.902	1'29.313	304,2	11:10'33.102
8	16.921	23.339	27.295	21.923	1'29.478	305,1	11:12'02.580
9	16.812	23.244	27.308	21.981	1'29.345	305,1	11:13'31.925
10	16.788	23.442	27.284	21.950	1'29.464	304,2	11:15'01.389
Race Time 14'54.643							

9° 60 M. VAN DER MARK [1'29.132]							
Lap	Seg1	Seg2	Seg3	Seg4	Lap Time	km/h	Local Time
1		23.529	27.514	22.936	1'34.401	288,0	11:01'41.147
2	17.018	23.157	27.349	21.930	1'29.454	304,2	11:03'10.601
3	16.770	23.067	27.405	21.890	1'29.132	305,1	11:04'39.733
4	16.901	23.097	27.385	21.886	1'29.269	303,4	11:06'09.002
5	16.898	23.137	27.468	21.948	1'29.451	303,4	11:07'38.453
6	16.877	23.105	27.488	22.345	1'29.815	304,2	11:09'08.268
7	16.992	23.198	27.511	22.053	1'29.754	302,5	11:10'38.022
8	17.029	23.218	27.734	22.131	1'30.112	295,9	11:12'08.134
9	17.007	23.150	27.459	22.074	1'29.690	301,7	11:13'37.824
10	16.957	23.187	27.532	22.097	1'29.773	302,5	11:15'07.597
Race Time 15'00.851							

5° 97 X. VIERGE [1'28.970]							
Lap	Seg1	Seg2	Seg3	Seg4	Lap Time	km/h	Local Time
1		23.381	27.356	22.006	1'33.057	300,8	11:01'39.803
2	16.712	23.030	27.348	21.880	1'28.970	300,0	11:03'08.773
3	16.690	23.113	27.369	21.828	1'29.000	303,4	11:04'37.773
4	16.731	23.119	27.525	22.056	1'29.431	300,0	11:06'07.204
5	16.711	23.162	27.550	21.931	1'29.354	301,7	11:07'36.558
6	16.780	23.295	27.580	22.021	1'29.676	300,0	11:09'06.234
7	16.828	23.180	27.615	21.919	1'29.542	303,4	11:10'35.776
8	16.892	23.244	27.569	21.970	1'29.675	304,2	11:12'05.451
9	16.835	23.311	27.624	22.022	1'29.792	302,5	11:13'35.243

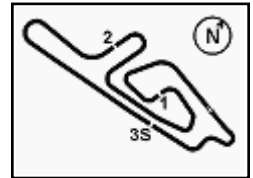
10° 87 R. GARDNER [1'29.303]							
Lap	Seg1	Seg2	Seg3	Seg4	Lap Time	km/h	Local Time
1		23.365	27.483	23.675	1'34.685	301,7	11:01'41.431
2	17.157	23.342	27.716	22.046	1'30.261	302,5	11:03'11.692
3	16.785	23.134	27.405	21.979	1'29.303	298,3	11:04'40.995
4	16.695	23.172	27.522	21.976	1'29.365	300,0	11:06'10.360
5	16.664	23.156	27.574	21.980	1'29.374	294,3	11:07'39.734
6	16.843	23.247	27.596	22.085	1'29.771	302,5	11:09'09.505
7	16.847	23.305	27.489	22.070	1'29.711	298,3	11:10'39.216

04/05/2025

P = Pits In/Out - C = Lap Time Cancelled

These data/results cannot be reproduced, stored and/or transmitted in whole or in part by any manner of electronic, mechanical, photocopying, recording, broadcasting or otherwise now known or herein after developed without the previous express consent by the copyright owner, except for reproduction in daily press and regular printed publications on sale to the public within 60 days of the event related to those data/results and always provided that copyright symbol appears together as follows below.

© DORNA WSBK ORGANIZATION Srl 2025



Cremona Circuit 3.768 m

Acerbis Italian Round, 2-4 May 2025
Chronological Analysis Tissot Superpole Race

Start at 11:00'06.746

2 / 3

8	16.839	23.335	27.586	22.009	1'29.769	299,2	11:12'08.985	6	16.892	23.226	27.561	22.269	1'29.948	291,1	11:09'12.395
9	16.863	23.313	27.599	22.027	1'29.802	301,7	11:13'38.787	7	17.051	23.141	27.502	22.065	1'29.759	285,7	11:10'42.154
10	16.863	23.228	27.547	22.100	1'29.738	302,5	11:15'08.525	8	17.143	23.294	27.572	22.025	1'30.034	302,5	11:12'12.188
Race Time 15'01.779								9	16.927	23.192	27.462	21.993	1'29.574	293,5	11:13'41.762

9	16.927	23.192	27.462	21.993	1'29.574	293,5	11:13'41.762	9	16.927	23.192	27.462	21.993	1'29.574	293,5	11:13'41.762
Race Time 15'04.996								10	16.997	23.402	27.455	22.126	1'29.980	295,9	11:15'11.742

11° 45 S. REDDING (1'29.105)							
Lap	Seg.1	Seg.2	Seg.3	Seg.4	Lap Time	km/h	Local Time
1		23.672	27.357	22.466	1'34.436	288,0	11:01'41.182
2	17.124	23.162	27.372	21.957	1'29.615	293,5	11:03'10.797
3	16.780	23.188	27.206	21.931	1'29.105	295,9	11:04'39.902
4	16.900	23.185	27.351	22.033	1'29.469	298,3	11:06'09.371
5	16.783	23.517	27.508	22.014	1'29.822	292,7	11:07'39.193
6	16.935	23.374	27.487	22.033	1'29.829	305,1	11:09'09.022
7	16.864	23.352	27.481	21.997	1'29.694	302,5	11:10'38.716
8	16.878	23.400	27.582	22.091	1'29.951	303,4	11:12'08.667
9	17.003	23.420	27.796	22.112	1'30.331	294,3	11:13'38.998
10	16.943	23.439	27.512	22.085	1'29.979	299,2	11:15'08.977
Race Time 15'02.231							

16° 65 J. REA (1'29.532)							
Lap	Seg.1	Seg.2	Seg.3	Seg.4	Lap Time	km/h	Local Time
1		23.896	27.466	22.414	1'34.882	295,9	11:01'41.628
2	17.108	23.298	27.539	22.345	1'30.290	300,8	11:03'11.918
3	16.804	23.140	27.457	22.131	1'29.532	295,1	11:04'41.450
4	16.821	23.241	27.458	22.143	1'29.663	298,3	11:06'11.113
5	16.896	23.174	27.681	22.504	1'30.255	297,5	11:07'41.368
6	17.084	23.340	27.733	22.233	1'30.390	303,4	11:09'11.758
7	17.043	23.180	27.709	22.346	1'30.278	285,7	11:10'42.036
8	17.110	23.332	27.664	22.286	1'30.392	295,1	11:12'12.428
9	17.164	23.256	27.705	22.212	1'30.337	298,3	11:13'42.765
10	17.147	23.329	27.827	22.409	1'30.712	300,8	11:15'13.477
Race Time 15'06.731							

12° 22 A. LOWES (1'29.357)							
Lap	Seg.1	Seg.2	Seg.3	Seg.4	Lap Time	km/h	Local Time
1		23.815	27.494	22.513	1'35.126	295,9	11:01'41.872
2	17.449	23.207	27.502	22.408	1'30.566	281,3	11:03'12.438
3	17.092	23.198	27.431	22.146	1'29.867	290,3	11:04'42.305
4	16.783	23.113	27.318	22.143	1'29.357	286,5	11:06'11.662
5	16.785	23.166	27.444	22.282	1'29.677	288,0	11:07'41.339
6	16.896	23.180	27.409	22.088	1'29.573	296,7	11:09'10.912
7	16.869	23.171	27.292	22.111	1'29.443	297,5	11:10'40.355
8	16.788	23.111	27.353	22.214	1'29.466	289,5	11:12'09.821
9	16.874	23.384	27.400	22.048	1'29.706	300,8	11:13'39.527
10	16.981	23.326	27.423	21.930	1'29.660	294,3	11:15'09.187
Race Time 15'02.441							

17° 17 R. VICKERS (1'29.729)							
Lap	Seg.1	Seg.2	Seg.3	Seg.4	Lap Time	km/h	Local Time
1		24.138	27.720	22.515	1'36.088	288,0	11:01'42.834
2	17.301	23.577	27.644	22.203	1'30.725	288,8	11:03'13.559
3	16.935	23.410	27.685	22.222	1'30.252	280,5	11:04'43.811
4	16.809	23.320	27.456	22.144	1'29.729	293,5	11:06'13.540
5	16.913	23.370	27.611	22.184	1'30.078	296,7	11:07'43.618
6	16.973	23.404	27.609	22.061	1'30.047	293,5	11:09'13.665
7	16.885	23.468	27.576	22.106	1'30.035	295,9	11:10'43.700
8	16.926	23.395	27.505	22.014	1'29.840	298,3	11:12'13.540
9	17.015	23.440	27.613	22.069	1'30.137	294,3	11:13'43.677
10	16.929	23.425	27.526	22.149	1'30.029	291,1	11:15'13.706
Race Time 15'06.960							

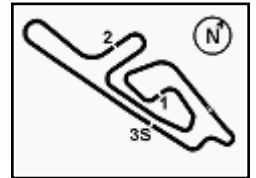
13° 77 D. AEGERTER (1'29.590)							
Lap	Seg.1	Seg.2	Seg.3	Seg.4	Lap Time	km/h	Local Time
1		23.997	27.530	22.340	1'35.196	287,2	11:01'41.942
2	17.235	23.112	27.555	22.308	1'30.210	276,9	11:03'12.152
3	16.986	23.015	27.458	22.131	1'29.590	287,2	11:04'41.742
4	16.935	23.083	27.365	22.241	1'29.624	297,5	11:06'11.366
5	16.883	23.150	27.565	22.102	1'29.700	296,7	11:07'41.066
6	16.939	23.227	27.414	22.200	1'29.780	302,5	11:09'10.846
7	17.175	23.214	27.555	22.173	1'30.117	300,0	11:10'40.963
8	16.949	23.273	27.426	22.131	1'29.779	300,8	11:12'10.742
9	17.001	23.286	27.625	22.118	1'30.030	298,3	11:13'40.772
10	16.885	23.169	27.449	22.125	1'29.628	300,0	11:15'10.400
Race Time 15'03.654							

18° 47 A. BASSANI (1'29.779)							
Lap	Seg.1	Seg.2	Seg.3	Seg.4	Lap Time	km/h	Local Time
1		23.567	27.538	22.805	1'34.786	288,8	11:01'41.532
2	17.416	23.192	27.592	22.902	1'31.102	284,2	11:03'12.634
3	17.055	23.316	28.280	22.072	1'30.723	289,5	11:04'43.357
4	16.792	23.230	27.413	23.818	1'31.253	306,8	11:06'14.610
5	17.017	23.267	27.345	22.164	1'29.793	289,5	11:07'44.403
6	16.913	23.156	27.650	22.427	1'30.146	304,2	11:09'14.549
7	16.863	23.304	27.505	22.107	1'29.779	297,5	11:10'44.328
8	17.040	23.223	27.513	22.099	1'29.875	302,5	11:12'14.203
9	16.925	23.261	27.439	22.190	1'29.815	293,5	11:13'44.018
10	16.980	23.264	27.506	22.316	1'30.066	285,7	11:15'14.084
Race Time 15'07.338							

14° 5 Y. MONTELLA (1'29.478)							
Lap	Seg.1	Seg.2	Seg.3	Seg.4	Lap Time	km/h	Local Time
1		24.013	27.609	22.287	1'35.341	281,3	11:01'42.087
2	17.427	23.388	27.331	22.440	1'30.586	292,7	11:03'12.673
3	17.219	23.527	27.451	21.961	1'30.158	295,9	11:04'42.831
4	16.858	23.332	27.326	21.962	1'29.478	300,8	11:06'12.309
5	16.958	23.319	27.450	21.976	1'29.703	297,5	11:07'42.012
6	16.988	23.369	27.494	21.994	1'29.845	297,5	11:09'11.857
7	17.154	23.282	27.506	21.986	1'29.928	296,7	11:10'41.785
8	17.000	23.408	27.439	21.977	1'29.824	304,2	11:12'11.609
9	16.967	23.424	27.546	21.966	1'29.903	301,7	11:13'41.512
10	17.095	23.382	27.546	21.908	1'29.931	303,4	11:15'11.443
Race Time 15'04.697							

19° 99 B. SOFUOGLU (1'29.937)							
Lap	Seg.1	Seg.2	Seg.3	Seg.4	Lap Time	km/h	Local Time
1		24.089	27.970	22.484	1'36.041	283,5	11:01'42.787
2	17.154	23.914	27.760	22.211	1'31.039	293,5	11:03'13.826
3	17.023	23.388	27.775	22.131	1'30.317	295,1	11:04'44.143
4	16.919	23.328	27.528	22.162	1'29.937	296,7	11:06'14.080
5	16.965	23.450	27.541	22.095	1'30.051	301,7	11:07'44.131
6	16.883	23.340	27.686	22.233	1'30.142	300,0	11:09'14.273
7	16.995	23.258	27.613	22.291	1'30.157	297,5	11:10'44.430
8	17.120	23.397	27.530	22.155	1'30.202	300,8	11:12'14.632
9	16.917	23.363	27.611	22.192	1'30.083	295,9	11:13'44.715
10	17.047	23.394	27.639	22.344	1'30.424	298,3	11:15'15.139
Race Time 15'08.393							

15° 31 G. GERLOFF (1'29.438)							
Lap	Seg.1	Seg.2	Seg.3	Seg.4	Lap Time	km/h	Local Time
1		24.055	27.548	22.431	1'35.644	274,1	11:01'42.390
2	17.422	23.268	27.362	22.502	1'30.554	278,4	11:03'12.944
3	17.046	23.467	27.560	22.049	1'30.122	283,5	11:04'43.066
4	16.762	23.301	27.407	21.968	1'29.438	289,5	11:06'12.504
5	16.916	23.278	27.604	22.			



Acerbis Italian Round, 2-4 May 2025

Chronological Analysis Tissot Superpole Race

Start at 11:00'06.746

4	16.991	23.379	27.508	22.417	1'30.295	291,1	11:06'15.599
5	17.040	23.378	27.701	22.333	1'30.452	294,3	11:07'46.051
6	16.968	23.352	27.755	22.328	1'30.403	293,5	11:09'16.454
7	16.930	23.422	27.703	22.311	1'30.366	300,0	11:10'46.820
8	17.074	23.443	27.745	22.398	1'30.660	291,9	11:12'17.480
9	16.998	23.423	27.749	22.505	1'30.675	291,1	11:13'48.155
10	17.143	23.755	28.035	23.032	1'31.965	288,8	11:15'20.120

Race Time 15'13.374

21° 16 G. RUIU (1'30.927)

Lap	Seg.1	Seg.2	Seg.3	Seg.4	Lap Time	km/h	Local Time
1		24.476	27.924	22.602	1'37.053	281,3	11:01'43.799
2	17.212	23.560	27.876	22.386	1'31.034	285,7	11:03'14.833
3	17.093	23.550	27.756	22.528	1'30.927	282,7	11:04'45.760
4	17.130	23.725	27.884	22.719	1'31.458	283,5	11:06'17.218
5	17.157	23.649	28.038	22.537	1'31.381	288,8	11:07'48.599
6	17.226	23.756	28.015	22.683	1'31.680	295,1	11:09'20.279
7	17.220	23.915	28.160	22.659	1'31.954	295,9	11:10'52.233
8	17.307	23.917	28.268	22.590	1'32.082	296,7	11:12'24.315
9	17.247	23.864	28.098	22.688	1'31.897	291,9	11:13'56.212
10	17.316	23.869	28.279	22.705	1'32.169	292,7	11:15'28.381

Race Time 15'21.635

22° 21 Z. ZAIDI (1'31.706)

Lap	Seg.1	Seg.2	Seg.3	Seg.4	Lap Time	km/h	Local Time
1		24.357	28.479	22.898	1'38.061	291,9	11:01'44.807
2	17.438	23.535	28.149	22.772	1'31.894	299,2	11:03'16.701
3	17.371	23.535	28.125	22.697	1'31.728	296,7	11:04'48.429
4	17.320	23.491	28.138	22.757	1'31.706	291,9	11:06'20.135
5	17.490	23.604	28.207	22.735	1'32.036	297,5	11:07'52.171
6	17.363	23.651	28.302	22.773	1'32.089	293,5	11:09'24.260
7	17.552	23.696	28.282	22.938	1'32.468	299,2	11:10'56.728
8	17.440	23.734	28.343	22.741	1'32.258	295,9	11:12'28.986
9	17.536	23.728	28.210	22.702	1'32.176	294,3	11:14'01.162
10	17.553	23.604	28.178	22.652	1'31.987	294,3	11:15'33.149

Race Time 15'26.403

RET 7 I. LECUONA (1'28.989)

Lap	Seg.1	Seg.2	Seg.3	Seg.4	Lap Time	km/h	Local Time
1		23.367	27.323	23.261	1'34.547	295,1	11:01'41.293
2	17.102	23.175	27.410	22.204	1'29.891	287,2	11:03'11.184
3	16.743	23.041	27.241	21.964	1'28.989	300,8	11:04'40.173
4	16.750	23.157	27.454	22.015	1'29.376	293,5	11:06'09.549
5	16.794	23.176	27.534	21.941	1'29.445	299,2	11:07'38.994
6	16.857	23.090	27.424	22.230	1'29.601	305,9	11:09'08.595
7	16.854	23.078	27.590	22.074	1'29.596	293,5	11:10'38.191
8	16.945	23.227	27.566	22.318	1'30.056	300,8	11:12'08.247

Race Time 12'01.501

RET 95 T. MACKENZIE (1'30.305)

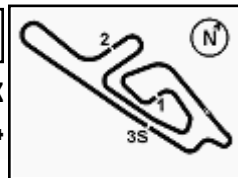
Lap	Seg.1	Seg.2	Seg.3	Seg.4	Lap Time	km/h	Local Time
1		24.123	27.916	22.586	1'36.412	285,0	11:01'43.158
2	17.284	23.661	27.735	22.223	1'30.903	290,3	11:03'14.061
3	17.065	23.422	27.661	23.129	1'31.277	295,1	11:04'45.338
4	17.238	23.382	27.548	22.412	1'30.580	280,5	11:06'15.918
5	17.041	23.456	27.608	22.294	1'30.399	286,5	11:07'46.317
6	16.926	23.513	27.554	22.335	1'30.328	282,7	11:09'16.645
7	17.066	23.438	27.528	22.273	1'30.305	288,8	11:10'46.950

Race Time 10'40.204

04/05/2025 P = Pits In/Out - C = Lap Time Cancelled

These data/results cannot be reproduced, stored and/or transmitted in whole or in part by any manner of electronic, mechanical, photocopying, recording, broadcasting or otherwise now known or herein after developed without the previous express consent by the copyright owner, except for reproduction in daily press and regular printed publications on sale to the public within 60 days of the event related to those data/results and always provided that copyright symbol appears together as follows below.

© DORNA WSBK ORGANIZATION Srl 2025



Acerbis Italian Round, 2-4 May 2025

Best Laps & Speeds

No.	Rider	Nat	Best Lap		FP1		FP2		FP3		SP		RC1		WUP		SPRC	
			LL	SPD	LL	SPD	LL	SPD	LL	SPD	LL	SPD	LL	SPD	LL	SPD	LL	SPD
1	11 N. BULEGA Ducati Panigale V4R	ITA	1'27.866 96 310,3		1'29.158 19 307,7		1'29.250 20 308,6		1'28.720 12 309,5		1'27.866 7 310,3		1'29.081 23 310,3		1'28.385 5 310,3		1'27.980 10 308,6	
2	14 S. LOWES Ducati Panigale V4R	GBR	1'28.081 94 307,7		1'29.669 17 304,2		1'29.791 22 302,5		1'28.603 9 304,2		1'28.081 7 307,7		1'29.939 23 303,4		1'28.663 6 305,1		1'28.750 10 305,1	
3	1 T. RAZGATLIOGLU BMW M1000RR	TUR	1'28.159 92 310,3		1'29.553 19 307,7		1'29.465 16 307,7		1'28.758 10 308,6		1'28.159 8 310,3		1'29.024 23 306,8		1'28.944 6 308,6		1'28.171 10 309,5	
4	19 A. BAUTISTA Ducati Panigale V4R	ESP	1'28.369 73 307,7		1'31.042 3 294,3		1'29.730 15 307,7		1'28.439 10 306,8		1'28.369 7 307,7		1'29.671 23 305,1		1'29.198 5 305,1		1'28.699 10 307,7	
5	97 X. VIERGE Honda CBR1000 RR-R	ESP	1'28.495 94 305,9		1'29.801 19 302,5		1'30.036 19 305,9		1'29.040 10 305,1		1'28.495 7 302,5		1'29.877 23 301,7		1'29.346 6 303,4		1'28.970 10 304,2	
6	29 A. IANNONE Ducati Panigale V4R	ITA	1'28.531 84 309,5		1'30.147 14 309,5		1'29.951 14 304,2		1'28.913 11 309,5		1'28.531 6 306,8		1'29.874 23 305,1		1'29.099 6 305,9		1'28.742 10 303,4	
7	87 R. GARDNER Yamaha YZF R1	AUS	1'28.559 94 305,1		1'29.986 20 302,5		1'30.057 17 303,4		1'28.757 11 303,4		1'28.559 7 305,1		1'29.939 23 300,8		1'29.374 6 303,4		1'29.303 10 302,5	
8	55 A. LOCATELLI Yamaha YZF R1	ITA	1'28.560 95 302,5		1'29.970 20 300,8		1'29.704 20 301,7		1'28.589 9 302,5		1'28.560 7 300,8		1'30.128 23 300,8		1'29.439 6 300,0		1'29.066 10 300,0	
9	7 I. LECUONA Honda CBR1000 RR-R	ESP	1'28.564 87 306,8		1'29.621 17 302,5		1'29.785 22 304,2		1'28.884 11 304,2		1'28.564 8 306,8		1'29.979 15 302,5		1'29.245 6 306,8		1'28.989 8 305,9	
10	60 M. VAN DER MARK BMW M1000RR	NED	1'28.585 84 306,8		1'30.591 8 302,5		1'30.208 18 306,8		1'29.283 11 303,4		1'28.585 8 305,1		1'30.012 23 300,0		1'29.430 6 305,9		1'29.132 10 305,1	
11	45 S. REDDING Ducati Panigale V4R	GBR	1'28.644 98 307,7		1'30.028 21 304,2		1'30.125 19 305,1		1'29.327 11 305,9		1'28.644 8 307,7		1'30.186 23 305,1		1'29.373 6 305,9		1'29.105 10 305,1	
12	47 A. BASSANI bimota KB998 Rimini	ITA	1'28.760 94 308,6		1'29.990 21 302,5		1'29.640 20 308,6		1'29.401 10 305,1		1'28.760 4 304,2		1'29.957 23 298,3		1'28.967 6 304,2		1'29.779 10 306,8	
13	9 D. PETRUCCI Ducati Panigale V4R	ITA	1'28.787 86 310,3		1'29.537 11 305,9		1'29.954 18 305,1		1'28.897 11 307,7		1'28.787 7 310,3		1'30.059 23 305,1		1'28.993 6 307,7		1'29.201 10 308,6	
14	77 D. AEGERTER Yamaha YZF R1	SUI	1'28.836 96 304,2		1'30.989 20 300,8		1'30.316 21 303,4		1'28.966 11 304,2		1'28.836 5 304,2		1'30.234 23 303,4		1'29.851 6 302,5		1'29.590 10 302,5	
15	5 Y. MONTELLA Ducati Panigale V4R	ITA	1'28.941 99 305,1		1'30.329 21 304,2		1'30.057 20 301,7		1'29.785 13 305,1		1'28.941 6 305,1		1'30.514 23 301,7		1'29.658 6 302,5		1'29.478 10 304,2	
16	22 A. LOWES bimota KB998 Rimini	GBR	1'29.018 91 304,2		1'29.767 19 303,4		1'29.838 24 304,2		1'29.493 2 300,8		1'29.018 7 301,7		1'30.090 23 295,9		1'29.070 6 303,4		1'29.357 10 300,8	
17	65 J. REA Yamaha YZF R1	GBR	1'29.054 92 303,4		1'30.613 18 301,7		1'30.547 18 302,5		1'29.347 10 301,7		1'29.054 7 302,5		1'30.514 23 300,8		1'30.042 6 300,0		1'29.532 10 303,4	
18	31 G. GERLOFF Kawasaki ZX-10RR	USA	1'29.070 96 306,8		1'30.545 17 304,2		1'30.448 23 306,8		1'29.384 10 304,2		1'29.070 7 304,2		1'30.308 23 302,5		1'30.248 6 302,5		1'29.438 10 302,5	
19	99 B. SOFUOGLU Yamaha YZF R1	TUR	1'29.306 101 303,4		1'30.623 20 300,8		1'30.079 22 301,7		1'30.335 12 300,8		1'29.306 8 303,4		1'30.741 23 300,0		1'30.196 6 303,4		1'29.937 10 301,7	
20	17 R. VICKERS Ducati Panigale V4R	GBR	1'29.408 92 305,1		1'30.453 17 302,5		1'30.492 18 304,2		1'29.941 12 305,1		1'29.408 6 305,1		1'30.693 23 297,5		1'29.691 6 301,7		1'29.729 10 298,3	
21	53 T. RABAT Yamaha YZF R1	ESP	1'29.425 67 300,0		1'30.773 22 297,5		1'30.798 13 295,9		1'29.796 9 297,5		1'29.425 7 300,0				1'29.822 6 297,5		1'30.295 10 300,0	
22	95 T. MACKENZIE Honda CBR1000 RR-R	GBR	1'29.878 65 300,0		1'31.083 15 299,2		1'30.542 18 299,2		1'30.243 8 296,7		1'29.878 5 298,3		1'30.971 6 300,0		1'30.822 6 299,2		1'30.305 7 295,1	
23	16 G. RUIU Ducati Panigale V4R	ITA	1'30.061 71 301,7		1'31.966 16 297,5		1'31.371 19 299,2		1'30.941 10 299,2		1'30.061 7 300,0		1'31.526 3 295,9		1'31.063 6 301,7		1'30.927 10 296,7	
24	21 Z. ZAIDI Honda CBR1000 RR-R	MAS	1'31.678 91 299,2		1'33.437 18 295,1		1'32.800 17 299,2		1'32.354 10 298,3		1'31.967 7 299,2		1'32.684 23 297,5		1'31.678 6 297,5		1'31.706 10 299,2	

04/05/2025

These data/results cannot be reproduced, stored and/or transmitted in whole or in part by any manner of electronic, mechanical, photocopying, recording, broadcasting or otherwise now known or herein after developed without the previous express consent by the copyright owner, except for reproduction in daily press and regular printed publications on sale to the public within 60 days of the event related to those data/results and always provided that copyright symbol appears together as follows below.

© DORNA WSBK ORGANIZATION Srl 2025

FICR PERUGIA TIMING



Acerbis Italian Round, 2-4 May 2025

Fastest Laps Tissot Superpole Race

Cremona Circuit 3.768 m

No.	Rider	Nat	Team	Bike	Class	Lap	Time	Gap
1	11 N. BULEGA	ITA	Aruba.it Racing - Ducati	Ducati Panigale V4R		4	1'27.980	
2	1 T. RAZGATLIOGLU	TUR	ROKIT BMW Motorrad WorldSBK Team	BMW M1000RR		2	1'28.171	0.191
3	19 A. BAUTISTA	ESP	Aruba.it Racing - Ducati	Ducati Panigale V4R		2	1'28.699	0.719
4	29 A. IANNONE	ITA	Team Pata Go Eleven	Ducati Panigale V4R	IND	3	1'28.742	0.762
5	14 S. LOWES	GBR	ELF Marc VDS Racing Team	Ducati Panigale V4R	IND	2	1'28.750	0.770
6	97 X. VIERGE	ESP	Honda HRC	Honda CBR1000 RR-R		2	1'28.970	0.990
7	7 I. LECUONA	ESP	Honda HRC	Honda CBR1000 RR-R		3	1'28.989	1.009
8	55 A. LOCATELLI	ITA	Pata Maxus Yamaha	Yamaha YZF R1		2	1'29.066	1.086
9	45 S. REDDING	GBR	MGM BONOVO Racing	Ducati Panigale V4R	IND	3	1'29.105	1.125
10	60 M. VAN DER MARK	NED	ROKIT BMW Motorrad WorldSBK Team	BMW M1000RR		3	1'29.132	1.152
11	9 D. PETRUCCI	ITA	Barni Spark Racing Team	Ducati Panigale V4R	IND	2	1'29.201	1.221
12	87 R. GARDNER	AUS	GYTR GRT Yamaha WorldSBK Team	Yamaha YZF R1		3	1'29.303	1.323
13	22 A. LOWES	GBR	bimota by Kawasaki Racing Team	bimota KB998 Rimini		4	1'29.357	1.377
14	31 G. GERLOFF	USA	Kawasaki WorldSBK Team	Kawasaki ZX-10RR		4	1'29.438	1.458
15	5 Y. MONTELLA	ITA	Barni Spark Racing Team	Ducati Panigale V4R	IND	4	1'29.478	1.498
16	65 J. REA	GBR	Pata Maxus Yamaha	Yamaha YZF R1		3	1'29.532	1.552
17	77 D. AEGERTER	SUI	GYTR GRT Yamaha WorldSBK Team	Yamaha YZF R1		3	1'29.590	1.610
18	17 R. VICKERS	GBR	Motocorsa Racing	Ducati Panigale V4R	IND	4	1'29.729	1.749
19	47 A. BASSANI	ITA	bimota by Kawasaki Racing Team	bimota KB998 Rimini		7	1'29.779	1.799
20	99 B. SOFUOGLU	TUR	Yamaha Motoxrcing WorldSBK Team	Yamaha YZF R1	IND	4	1'29.937	1.957
21	53 T. RABAT	ESP	Yamaha Motoxrcing WorldSBK Team	Yamaha YZF R1	IND	4	1'30.295	2.315
22	95 T. MACKENZIE	GBR	PETRONAS MIE Honda Racing Team	Honda CBR1000 RR-R	IND	7	1'30.305	2.325
23	16 G. RUIU	ITA	Bmax	Ducati Panigale V4R	IND	3	1'30.927	2.947
24	21 Z. ZAIDI	MAS	PETRONAS MIE Honda Racing Team	Honda CBR1000 RR-R	IND	4	1'31.706	3.726

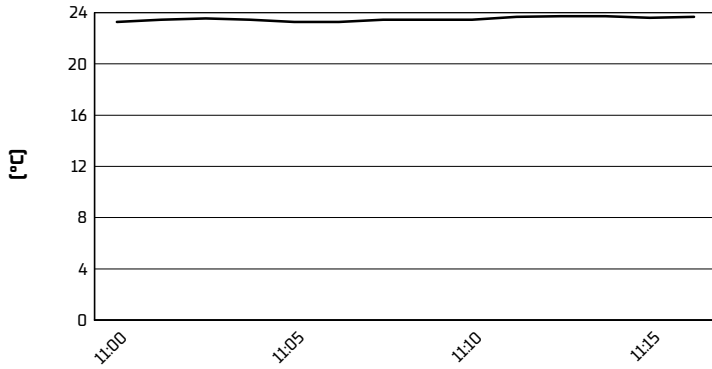
04/05/2025

These data/results cannot be reproduced, stored and/or transmitted in whole or in part by any manner of electronic, mechanical, photocopying, recording, broadcasting or otherwise now known or herein after developed without the previous express consent by the copyright owner, except for reproduction in daily press and regular printed publications on sale to the public within 60 days of the event related to those data/results and always provided that copyright symbol appears together as follows below.

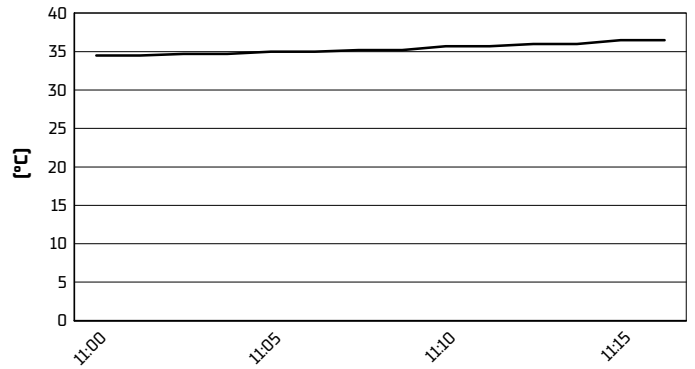
© DORNA WSBK ORGANIZATION Srl 2025

Acerbis Italian Round, 2-4 May 2025
Weather Report Tissot Superpole Race
Session started 11:00 - Session ended 11:18


Air Temperature



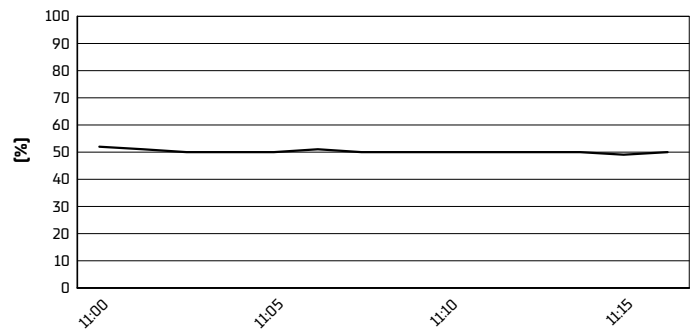
Track Temperature



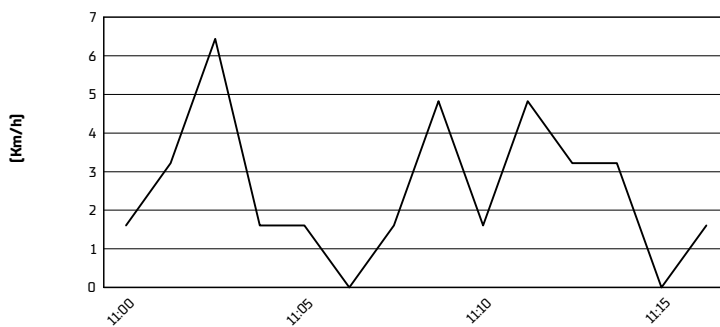
Air Pressure



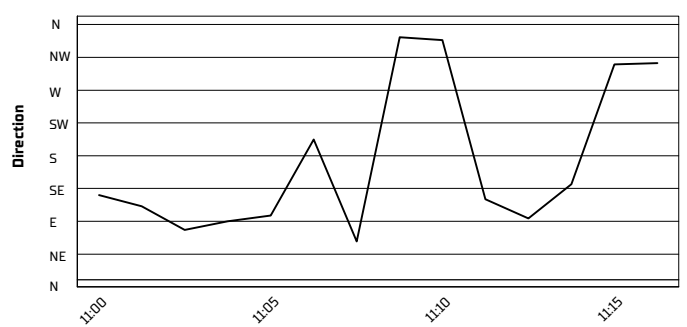
Humidity



Wind Speed



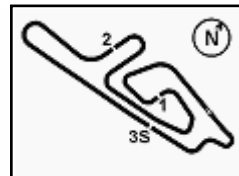
Wind Direction



04/05/2025

These data/results cannot be reproduced, stored and/or transmitted in whole or in part by any manner of electronic, mechanical, photocopying, recording, broadcasting or otherwise now known or herein after developed without the previous express consent by the copyright owner, except for reproduction in daily press and regular printed publications on sale to the public within 60 days of the event related to those data/results and always provided that copyright symbol appears together as follows below.

© DORNA WSBK ORGANIZATION Srl 2025



Cremona Circuit 3.768 m

Acerbis Italian Round, 2-4 May 2025

Starting Grid - Race 2 [23 Laps x 3,768 km = 86,664 km]

3	19 BAUTISTA A. Ducati	2	1 RAZGATLIOGLU T. BMW	1	11 BULEGA N. Ducati	1
6	9 PETRUCCI D. Ducati	5	97 VIERGE X. Honda	4	14 LOWES S. Ducati	2
9	60 VAN DER MARK M. BMW	8	29 IANNONE A. Ducati	7	55 LOCATELLI A. Yamaha	3
12	45 REDDING S. Ducati	11	7 LECUONA I. Honda	10	87 GARDNER R. Yamaha	4
15	5 MONTELLA Y. Ducati	14	77 AEGERTER D. Yamaha	13	47 BASSANI A. bimota	5
18	31 GERLOFF G. Kawasaki	17	65 REA J. Yamaha	16	22 LOWES A. bimota	6
21	53 RABAT T. Yamaha	20	17 VICKERS R. Ducati	19	99 SOFUOGLU B. Yamaha	7
24	21 ZAIDI Z. Honda	23	16 RUIU G. Ducati	22	95 MACKENZIE T. Honda	8

04/05/2025 The Race Director

These data/results cannot be reproduced, stored and/or transmitted in whole or in part by any manner of electronic, mechanical, photocopying, recording, broadcasting or otherwise now known or herein after developed without the previous express consent by the copyright owner, except for reproduction in daily press and regular printed publications on sale to the public within 60 days of the event related to those data/results and always provided that copyright symbol appears together as follows below. © DORNA WSBK ORGANIZATION Srl 2025